



July/August 2024

Sedan Office

Courthouse
Sedan, KS 67361-1326
Phone: 620-725-5890
Fax: 620-725-5892

Howard Office

130 South Pennsylvania
Howard, KS 67349-0647
Phone: 620-374-2174
Fax: 620-374-2889

www.rollingprairie.ksu.edu

Rolling Prairie Extension District Staff

Richard Fechter
Elk County Agriculture
4-H Agent
rfechter@ksu.edu

Jenny McDaniel
District Director, Chautauqua
County Agent, FCS/4-H
jlm323@ksu.edu

Linda Bever
Office Staff - Sedan
lmbever@ksu.edu

Abbie McAlister
Office Staff – Howard
abbe@ksu.edu



Chautauqua County 4-H Update



July

- 4** Independence Day –
Extension Offices Closed
- 12** CQ County Fair Entries Due
- 12** Skillathon—Extension Office
- 12** Premium Sale Requirements
Due to Office
- 15** Kansas State Fair Market
Livestock Entries Due
- 17-20** Elk County 4-H Fair—
Howard
- 20** Fashion Revue—Cedar Vale
- 20** Fairgrounds Cleanup—
Sedan, 1:00 (Gregg) and
5:00 (Fairgrounds)
- 22** CQ County Horse Show—
Sedan

- 24** CQ County Market Livestock
Weigh In—Sedan
- 24-27** CQ County Fair—Sedan

August

- 7** 4-H Council
- 11-17** Interstate Fair and Rodeo at
Coffeyville
- 15** KJLS Entries Due
- 17-18** State 4-H Livestock Sweep
stakes

September

- 2** **Labor Day—
Extension Offices Closed**
- 6-15** Kansas State Fair—
Hutchinson
- 27-29** Kansas Junior Livestock
Show—Hutchinson

Wednesday, July 24, 2024

4-H Swim Party 5:00-7:00 pm

Sedan City Pool

Sponsored by 4-H Council



4-H Council Meeting

The Chautauqua County 4-H Meeting will be held on August 7, 2024 at 7:00 pm in the Sedan Courthouse.

Lost Ear Tags

If ear tags are lost from your market animals, let us know immediately! They must be replaced. All market animals must have the proper ear tag in place in order to check in at the fair.



Check the Chautauqua County 4-H Facebook page OFTEN for 4-H Fair Schedules and Updates!



Premium Sale Requirements

It is that time of year to start thinking about the fair. It is required that youth wishing to sell animals in the Premium Sale at the fair next summer complete: 1) at least three educational events or livestock activities between August 1, 2023 and weigh-in at the fair and 2) participate in a Fairgrounds Clean-Up activity (June 29, July 20, or Gregg Theater-July 20).

The educational events should pertain to the 4 species that are eligible for the premium sale.


Educational events may include

- Rolling Prairie livestock project meeting
- Club Tour
- Exhibit in a spring show
- Livestock judging contest
- YQCA program online or face-to-face
- Present a market livestock presentation at Club Day
- Participate in a livestock educational tour or event
- Write a story about your livestock project
- Do a Financial Analysis of your livestock project with a loan officer at a lending institution.

If you are not sure if an event will count ask Jenny prior to attending to get verification. **Also, it is your responsibility to notify the office what events you attended and/or participated in order to receive credit for them.** Local club events or project meetings are not the only activities that were meant to count toward the requirement. We want you to attend both in and out of district events for the requirements.

To sell in the premium sale, animals must be of a packer acceptable weight based on the scales at the fair. **Animals may go across the scales two times, if under weight. Underweight animals maybe fed & watered under supervision but must reweigh in the time allotted. No drenching of animals. Superintendent has overall say in ethical treatment of animals.** The minimum weight for each species is:

- Steers 1,050 pounds (8a-9a)
- Pigs 210 pounds (9a-10a)
- Lambs 90 pounds (10a-11a)
- Goats/Hair Sheep 50 pounds (10a-11a)



Watch For Heat Stress in Your Show Animals

The show box is packed, and the livestock are loaded onto the trailer to head to town for the county fair. But amid the excitement of competition and seeing friends, there's a responsibility to the health and safety of the livestock you're exhibiting.

A.J. Tarpoff, Kansas State University beef Extension veterinarian, reminds exhibitors that heat stress is a top concern for their livestock — especially those at their finished weights.

Tarpoff reminds cattle showmen, especially, that cattle struggle to sweat, which means they rely on their respiratory system to reduce their heat load. They also rely on cooler nighttime temperatures to help them dissipate the day's heat.

"It takes four to six hours to return cattle to regular temperature," Tarpoff says.

In all animals, look for unusual behavior that can signal heat stress:

- reduced feed intake
- increased time standing
- increased crowding around water
- increased breathing rate or open-mouth breathing

Tarpoff advises exhibitors to use heat stress mitigation strategies at home and at the fair.

- Ensure plenty of ventilation, and use fans in the barn.
- Account for your animal's hair coat and color — black-hided animals with longer hair need more consideration in the heat, for example.
- Consider past health issues.
- Reduce all animal handling during heat intervals if you can help it. Time your weighing, processing, sampling and shipping for cooler morning hours.
- Provide plenty of clean water. An animal's water consumption can double as the temperature rises from 70 to 90 degrees F, he says.

- Watch overly humid areas, like wash racks with poor ventilation. This can increase the humidity and worsen the animal's condition.
- Empty 2-liter bottles filled with water and frozen may give some relief to heat stressed animals.

Also, check with the Kansas Mesonet's Animal Comfort Index, bit.ly/mesonetanimalforecast, to see when you should plan to adjust your heat mitigation strategies.

Other health concerns

Larson and Phillip Lancaster, K-State beef cattle nutritionist, also have this advice:

1. Examine trailers for any sharp edges or rotten flooring that could injure animals in transport.
2. Provide familiar feed, forage and water and stick to a familiar routine to reduce your animal's stress in a new environment. Digestion increases body heat, so you may want to consider feeding in the evenings, rather than mornings. This should be done gradually, not during the fair.

If animals are used to well water, they may turn up their noses at city water, so be prepared to bring in several gallons of water per day if your show animals refuse to drink in town (that's 15-20 gallons for cattle).

Kansas State Research and Extension News Service and the Beef Cattle Institute contributed to this article.

<https://www.farmprogress.com/animal-health/fair-time-health-and-safety-concerns-for-your-show-cattle>



2024 4-H Superintendents

Goats

Samantha Ferencik
Lindsey Carter
Payton Carter, Junior
Lakyn Sutton, Junior

Sheep

Lana Williams
Franny McCoy
Haidyn Leonard, Junior
Reece Willhite, Junior

Swine

Jessica Stiffler
Brock McCoy
Jem Gooden, Junior
Aubrey Lampson, Junior
Lexi Williams, Junior

Beef

Sonny Williams
Chad Carter
Kendal Long, Junior
Karli Jarboe, Junior

Bucket Calf

Jessica Rainbolt
Cheyanne Stone
Paisley Carter, Junior
Adalyn Leonard, Junior

Horses

Dani Riggs
Robyn Sutton
Kaden McCoy, Junior
Johnny Sproul, Junior

Rabbits & Poultry

Crystal Wade
Luka Scott, Junior
Clara Buthe, Junior

Photography

Stacy Cornstubble
Kannon Loftin, Junior
Hunter Brown, Junior

Horticulture, Wildlife & Misc.

Chelsea Alcorn
Wyatt Schmidtberger, Junior

Barnyard Olympics

Casey Wade
Oakley Carter, Junior
Levi Goode, Junior

Foods

Jessica Rainbolt
Rebecca Kunath
Ashley Kunath, Junior

Visual Arts

Freda Speer
Kendra Leonard
Hayleigh Rainbolt, Junior

Sewing & Textile Design/ Fashion Revue, Shopping In Style

Amanda Bierle
Georgia Wade, Junior

Color Guard

Mallory Darnell, Junior
Hailey Kunath, Junior

Cloverbud

Robyn Sutton
Jessica Rainbolt
Lakyn Sutton, Junior
Lexi Williams, Junior

Superintendent responsibilities are as listed below. Junior superintendents work your adult superintendents or Jenny to figure out where they need you and what you are supposed to be doing.

Superintendent Responsibilities (Livestock)

- Gather ribbons and plaques before show
- Help with weigh in
- Break classes
- Line up each class
- Serve as ring help
- Announce show
- Handout ribbons
- Record results
- Return results to extension staff

Superintendents Responsibilities (Non-Livestock)

- Make sure you have paper, pencil, ribbons, and superintendent's book
- Take entries
- Put entries on table by entry number
- Assist the judge during judging
- Write down placing's in superintendent's book
- Distribute ribbons
- Display items according to category
- Return superintendent's book to extension staff
- Make sure exhibits are not disturbed
- Assist with release of items

It's Fair Season

Inter-State Fair and Rodeo in Coffeyville

The Inter-State Fair and Rodeo is August 11-17. Entry forms for the livestock are due July 15, 2024 to the Coffeyville Chamber and is accessible at <https://fairandrodeo.com/livestock-show/entry-forms-fees>. Fees are due with the entry forms.

KJLS Entries

Entries for the Kansas Junior Livestock Show are due by August 15. We will be receiving entry forms and booklets later in July about the Kansas Junior Livestock Show. Information can also be found at <https://www.kjls.net/>

Kansas State Fair

Market Livestock and breeding animal entries are to be postmarked by July 15. Late entries will be accepted until July 25 with a \$10 per head late fee. Each exhibitor must complete the request for Taxpayer Identification Number and Certification form to receive premiums earned. Entry forms and taxpayer identification forms are available at the Extension Office or on-line at <http://www.kansasstatefair.com/p/competitions/> **Entry forms require an Extension Agent's signature.** Please do not wait until the last minute to get a signature. The Agents are not in the Office every day. Please call and make arrangements ahead of time.

4-Hers that would like to serve as a volunteer at the Kansas State Fair, are encouraged to do so. For more information about this, contact your



Fairgrounds Clean-Up Days

4-H Fairgrounds Clean Up Days are super important because they help us take care of our environment, show responsibility, and make our community a better place. When we clean up our fairgrounds, we're not just picking up trash; we're also making our home safer and nicer for everyone. By working together, we show that we care about where we live and that we're proud members of our community—and proud members of 4-H. So, keep up the great work, 4-H'ers! Your efforts make a big difference!

Not only that, **participation is a Premium Sale requirement.** Below are the dates for our Clean-Up Days. All areas are important for us to have a fantastic, fun county fair!

June 29 Fairgrounds Clean Up, 8:00 am

July 20 Gregg Theater Clean Up, 1:00 pm
(for Public Fashion Revue)

July 20 Fairgrounds Clean Up, 5:00 pm



4-H Consultative Judging

Clubs will report to judging area during their assigned times. If the previous club is done before their allotted time is over, the next club can report to their next area.

CVGG—Cedar Vale Go-Getters

PP-SR—Prairie Pride-Seniors 4-H'ers



PP-JR—Prairie Pride Junior 4-H'ers

SWW—Sedan Willing Workers

	1:00	1:45	2:30
Visual Arts	CVGG PP-SR.	SWW	PP-JR
Foods	PP-JR	CVGG PP-SR.	SWW
Photography	SWW	PP-JR	CVGG PP-SR.

4-H'ers On The Move

On Thursday, June 27th three Chautauqua County 4-H members ventured to Iola for the SE Area Livestock Contest. They competed alongside Elk County 4-H members and others in Livestock Judging and Skillathon contests. Members attending from Sedan Willing Workers were Hunter Brown and Kendal Long; From Prairie Pride was Tiffany McDaniel. Hunter has judged with Sedan FFA before, so he went into the contests with some previous knowledge. It was Kendal and Tiffany's first time to judge. Tiffany liked the Livestock Judging, but thought the Skillathon was hard because she didn't have the knowledge about all the species and feed. Everyone had a good time, despite the long drive to compete.





Kansas Junior Livestock Show (KJLS)

Entries Due: August 15, 2024

DUE

JULY 12, 2024

- ❑ **All CQ County 4-H Fair Entries**
- ❑ **Skillathon—Extension Office**
- ❑ **Premium Sale Requirements—
Extension Office**
- ❑ **Camping Spot Sign Up—
9:00am until July 19, signup-
genius.com**

HORSE SAFETY WEBINAR

As part of the qualification requirements for the Kansas State Fair 4-H Horse Show, members must complete the Horse Safety Webinar and pass the quiz. All webinars are available at the

[K-State 4-H Youth Development Horse Page](#)

They must both be completed prior to the entry deadline (**August 1, 2024**)

**RECORD BOOKS, PIN APPLICATIONS
& OFFICER NOTEBOOKS**

DUE

SEPTEMBER 20, 2024

4:00 PM

CQ County 4-H Fair Schedule

	SAT, 7/20	MON 7/22	WED, 7/24	THU 7/25	FRI, 7/26	SAT, 7/27
8:00			Swine Weigh-in	Swine Show, 4-H Arena	Sheep & Goat Show, 4-H Arena	
9:00	Fashion Revue, CV Baptist Church		Sheep Weigh-in			
10:00			Beef Weigh-in			
11:00				Rabbit & Poultry Show, 4-H Barns		Public 4-H Style Revue, Gregg Theater, immediately following parade.
12:00			Check in 4-H Exhibits		12:30 Cloverbud Adventures	
1:00	Gregg Theater Cleanup		Consultative Judging-4-H Bldg.			
2:00						Celebrity Barnyard Olympics
3:00						
4:00			Barnyard Olympics, 4-H Arena			
5:00	Fairgrounds Clean Up		Swim Party 5-7pm			
6:00		Horse Show, Sedan		Bucket Calf Show, 4-H Arena	Round Robin, 4-H Arena	Livestock Premium Sale, 4-H Arena
7:00				Beef Show, 4-H Arena		
10:00pm					Youth Dance	

“Fair Entry” is LIVE

This will be our second year of implementing the Fair Entry program to enter your CQ County Fair projects. This program works with 4-H Online to simplify the process of entering your projects.

The Chautauqua County Fair 4-H Entry Information Book, which has a lot of project information as well as rules, regulations and Class Information, is available online at the Rolling Prairie website. If necessary, we can provide a hard copy on request.

FAIR ENTRY

Website

<http://cqkscountyfair.fairentry.com/>

Fair Camping Spots

The cost of camping spots for the fair is still \$50 for the week and no daily rates are available. This year to sign up for camping spots, we are using Sign Up Genius. We have used this for other things and it worked well.

To sign up, just go to signupgenius.com after Friday, July 12th at 9 am and choose from the available sites. A map of the camping spots is on the website as well as a description of each site.

If your camper requires two sites, you will have to sign up for each one and pay accordingly.

Additional spots for camper hook ups are available at **Buck's Barbeque** and **4L Storage and RV Park**. Please contact those locations for their rates.

Link to

Sign Up Genius

[https://www.signupgenius.com/
go/10C084EABA62BA7F4CF8-43691960-2024](https://www.signupgenius.com/go/10C084EABA62BA7F4CF8-43691960-2024)

Link to the

2024

Chautauqua County Fair
4-H Entry Information Book

[https://www.rollingprairie.k-state.edu/
cq4-h/fair/fairbook/4-h_fair_rules-
2024.pdf](https://www.rollingprairie.k-state.edu/cq4-h/fair/fairbook/4-h_fair_rules-2024.pdf)



Marketing 4-H Livestock

For the last several years 4-H members have been tasked with finding buyers for their livestock after the fair. The premium sale committee and the extension office do not provide base prices or a base bid truck you can put your animal on. So you are left with two options if you are done showing those animals after county fair.

First you can sell at a local auction or sale barn.
Steps to sell through a local livestock auction house/
sale barn:

1. Locate a public livestock sale barn near you.
2. Find out which day(s) they are hosting sales for your species of livestock.
3. Contact sale barn to learn details of:
 - a. When livestock can be dropped off
 - b. Information you can list on consigning forms which could increase livestock value
 - c. Commission fees
 - d. Transport animals to sale and collect proceeds after.

Second you could sell directly to consumers.
Steps to sell through private treaty:

1. Find a processor and book a harvest date:
 - Do this as early as possible (spring time or earlier)
 - Ask your County Extension offices if they have suggestions of local processors.
 - Questions to ask of processors:
 - ◇ When will the animal need to be there/ How long will they be there before slaughter?
 - ◇ What is the processing and slaughter fee?
 - ◇ Ask if you can have a copy of the cut sheet to give to your buyer.
2. Find a buyer:
 - Make a list of potential buyers: Personal friends/relatives, past buyers, companies where
 - you and your parents do business. (Ex: Uncle, neighbor, vet, Dr., dentist, hardware store)
 - Make contact: Write a letter, create a flyer, schedule a meeting in person, social media
 - with parent's help, dress to impress.

3. Convince a buyer:

Sell yourself and why your animals are better -


- ◇ Members select high quality animals for their project and maintain that quality until
- ◇ it reaches the finished product.
- ◇ Members are required to complete quality assurance training.
- ◇ Buyers will have control of how their meat is processed, cut, and wrapped.
- ◇ Buyers have the opportunity to know the person who raised the animal, where it
- ◇ specifically came from, and that it was grown locally.

4. Educate your buyer:

- ◇ Inform your buyer you have a processor and harvest date scheduled. If they wish to use a different processor, cancel your date asap and establish who will transport animal to their processor of choice.
- ◇ Direct your buyer to the processor to be used to find cut sheets (how seller indicates preference for meat preparation).
- ◇ Educate your buyer on dressing percentages/ carcass cutting yields so they know how
- ◇ much meat to expect to take home.

5. Set your private treaty price:

Selling your animal private treaty means you set the price for your animal. You need to make sure to calculate a fair price for your buyer while also making sure you allow a profit margin for yourself. Now remember, many 4-H show animals cost much more than market value when you first purchase them, so your focus is to price your animal's meat properly, not their show value



Chautauqua County Fair

4-H Activities

The Chautauqua County Fair & Rodeo is almost here and there are a lot of 4-H activities that you don't want to miss!

Pre-Fair Events

Weigh-Ins (optional) - If you need to weigh your animals before the fair to make sure they are gaining like they should be for the fair please set a time with Jenny.

Fairgrounds Clean Up— July 22nd, starting at 5:00

pm, we will be doing fairgrounds clean up. Bring rakes, work gloves, shovels, wagons/wheelbarrows, and trash bags. We will also be doing some painting so wear work clothes.

Photo Matting Days— On July 11, 16, 18 & 22, Jenny will be offering help to put your Photos on Photo Mats for the fair. Photo Mats are \$2 in the office. (Note the price increase.)

Livestock Skillathon—The Skillathon is a test to see how much you know in the areas of Beef, Goat, Sheep, Swine and a Miscellaneous Category that may cover anything from Animal Health to Equipment. Even though it's a "test", it is a fun event to help you to grow experientially. No need to study! This event counts towards your Premium Sale requirements.

Kansas State Fair 4-H Horse Show Qualifying Information Checklist

Submitted by Kelsey Nordyke

In order to exhibit at the Kansas State Fair 4-H Horse Show, a 4-H Horse Project member must complete the following:

- Have a horse properly ID'ed with a 4-H Horse ID or Horse Registration Certificate by June 1, 2024.
- Participate in a horse show in the event category that they wish to exhibit at the Kansas State 4-H Horse Show.
- Complete the 4-H Horse Safety Webinar and receive a passing score of at least 75% on the Horse Safety Quiz.
- Complete the online 4-H Horse Show entry via ShoWorks at <https://www.kansasstatefair.com/p/competitions/equine> by **August 1**. The 4-H Horse Safety Webinar and Quiz are now available at <https://bit.ly/3zbn5XC>.

As members begin preparing for the State 4-H Horse Show, they are encouraged to review their readiness with "Are You Ready?" at <https://bit.ly/horseready>. The Kansas State 4-H Horse Show is an advanced level event. For the safety of our 4-H members and volunteers, it is important that participants are able to master the appropriate

Things to Remember About Your Record Book:

- Your records are the only impression of you the judge has.
- Tell everything about your project--don't take anything for granted.
- Be neat and accurate. Form fillable pages ensure that your records are neat. Only you can ensure they are accurate.
- Be sure to get all signatures. If you don't have a project leader, your parents may sign as your leader.
- Fill in the blanks--even if it's "none" or "N/A" (not applicable).
- Add another page if you need more room on Permanent Record. Extra pages can be copied or picked up at the Office.
- Be sure to always fill out your own book. 4-H member ages 7-9 are encouraged to fill out their record by hand, or at minimum, an adult can help type verbatim (word for word) what the youth has recorded. Handwriting is always acceptable, but make sure it's legible (anyone can read it).
- Action photos are best. Show yourself doing different parts of your project. **If you need help scanning your pictures, come see us at the Extension Office. We're here to help.**
- Goals should be Specific, Measurable, Attainable, Relevant, Time-based.
- Don't include newspaper clippings, ribbons, awards or things like this in your record book.
- Pencil, pen, or type? Whatever the 4-H'er feels comfortable with as long as the 4-H'er completes their own records. Be consistent with whatever you do. If you print or write, use blue or black ink, or type. Try to do the same for all of your records.

Turning in Your Record Book

Record books are due in the Extension office no later than **September 20, 2024 by 4:00 pm**. HOWEVER, they can be turned in as soon as your projects are completed (after the last fair in which you have entries, but before September 20). When record books are handed in, they should be arranged in the following order:

1. **Achievement Pin Application** – If you are applying for one. Why *wouldn't* you apply, since you've done all this work?
2. **Check Sheet**—Used to verify that all information is included and complete.
3. **Personal Information Page**--This should be the current year's Personal Page; be sure to include a picture of yourself.
4. **Permanent Record**--A well completed Permanent Record should reflect growth of the project. Size of the project does not mean exhibits at the fair; it means number of animals, articles made, pictures taken, books read, etc.
5. **Current year's Project Report Forms**--This will include General Project Report Forms for non-animal related projects and Animal Project Report Forms for all animal related projects. Only include current year's records. Pictures should be added to project records, but only include the amount asked for. Take other years out and put in a safe place.

DIVIDERS: Use tab dividers to make projects easy to find.



Record Book Workshop

Jenny will be offering Record Book Work Days on August 1, 6, and 7. Call the Extension Office to sign up for a time slot convenient for you. If you have one, bring your laptop. This would be a great time to get your Record Book completed and with professional guidance!



Record Books

4-H Records are a monitor of your growth: number of items made, tours taken, events attended, items exhibited, demonstrations or talks given. Record keeping is one of those temporarily painful experiences that leaves a young person with a sense of accomplishment when it is done (as well as relief!). Record keeping is filled with personal lessons in diligence, decision making, self-expression, time management, creativity, and honesty.

All record keeping forms are available from the [Rolling Prairie website](#). The forms are in a "form fillable" version, which should be saved on your computer **BEFORE** you start typing. Also available on the website is the publication "[Guide to Kansas 4-H Project Recognition](#)". This manual is full of ideas for making your Record Book the best it can be!

Fair Camping Rules

1. Spots will be marked and can be reserved on a first come first served basis when you pay your \$50 fee. Space is limited to 20 campers.
2. 4-H members may only camp North of the arena. All other areas are policed by the fair board and not a part of 4-H camping.
3. Near the arena only park North to South not East to West. This will make it easier for everyone to get to the arena and leave room for spectators.
4. No more than 2 campers per box or a total of 4 camper per pole. DO NOT move anyone's plug-in.
5. Be respectful and courteous to the people around you. We are all going to be neighbors for the week.





Rolling Prairie Extension District #8,
Chautauqua and Elk Counties
215 N. Chautauqua
Sedan, KS 67361

Rolling Prairie Extension District on Facebook



“Like” our Facebook page to get the most up-to-date information and news about the happenings of Rolling Prairie District! Visit <https://www.facebook.com/pages/Rolling-Prairie-Extension-District/146463602083477> to like our page.

Kansas State University Agricultural Experiment Station and Cooperative Extension Service. K-State Research and Extension is an equal opportunity provider and employer. Issued in furtherance of Cooperative Extension Work, Acts of May 8 and June 30, 1914, as amended. Kansas State University, County Extension Councils, Extension Districts, and United States Department of Agriculture Cooperating, J. Ernest Minton, Director.

*Knowledge
for Life*